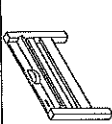
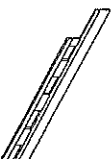
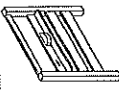
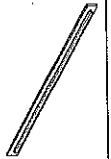
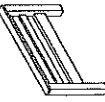

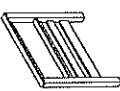
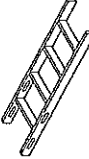





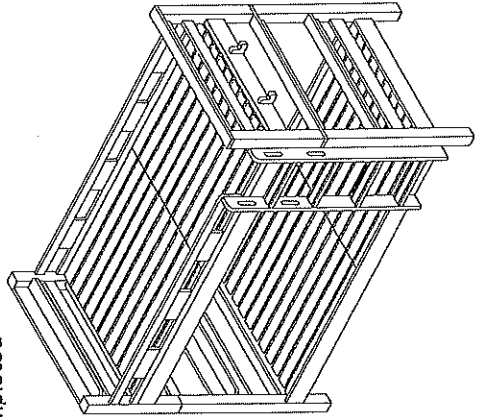







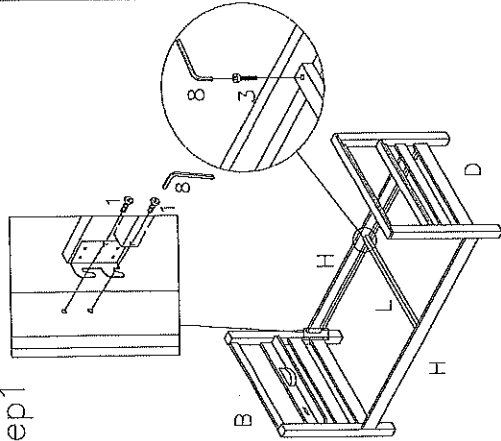


組立説明書 XMXW-020-1

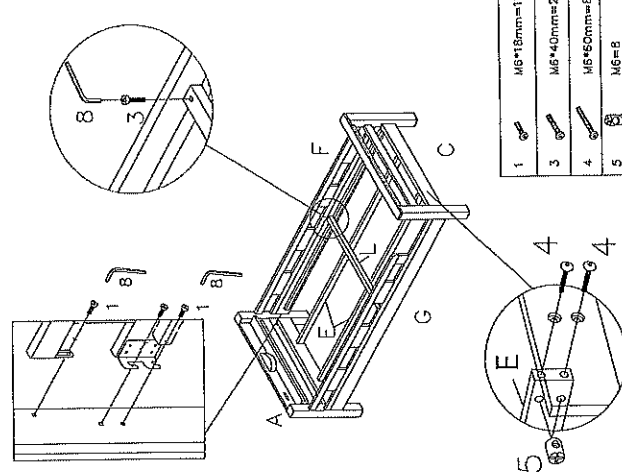
NO.	Parts	Q'TY	NO.	Parts	Q'TY
A		1	G	 サイドフレーム	1
B		1	H	 サイドフレーム	2
C		1	J	 スノコ	4
D		1	K	 ハシゴ	1
E		2	L	 閉き止め	2
F		1	M	 掛鉤	2
NO.	Hardware List	Q'TY	Completed		
1	 M6*18mm	19			
2	 M6*25mm	8			
3	 M6*40mm	11			
4	 M6*60mm	8			
5	 M6	8			
6	 $\phi 10*40$	2			
7	 $\phi 10*100$	4			
8	 D=5	1			

Step1



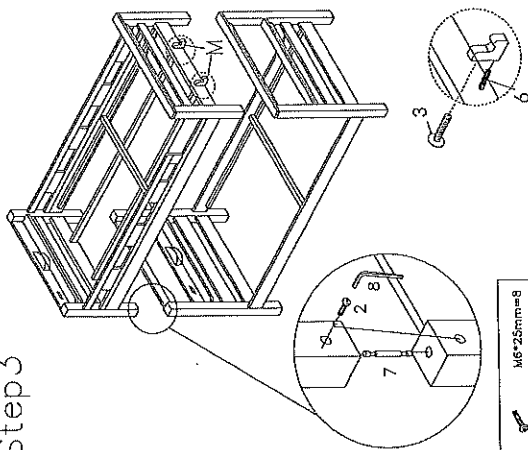
1	M6*18mm=6
3	M8*40mm=2
8	D=5

Step2



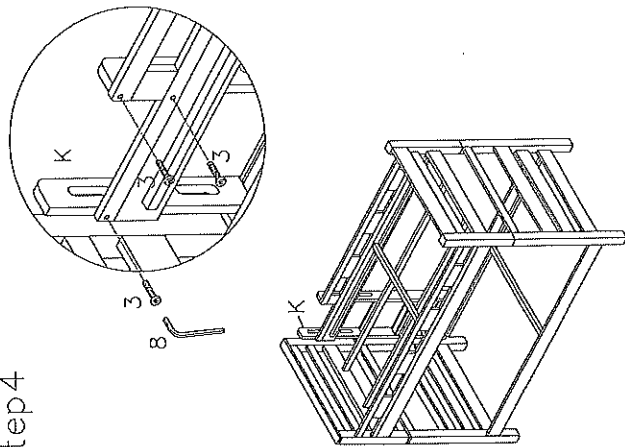
1	M6*18mm=11
3	M8*40mm=2
4	M6*50mm=8
5	M6=8
8	D=5

Step3




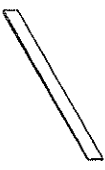
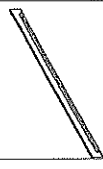


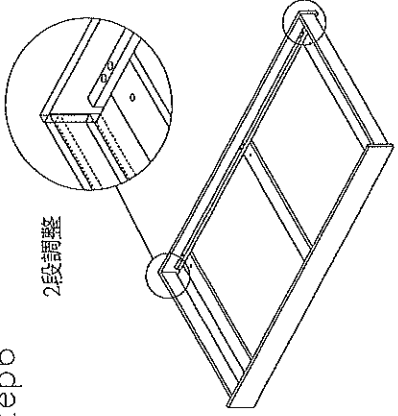






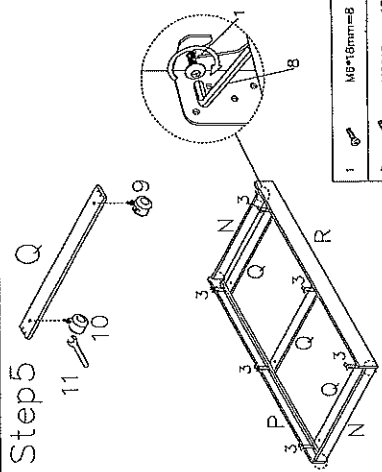
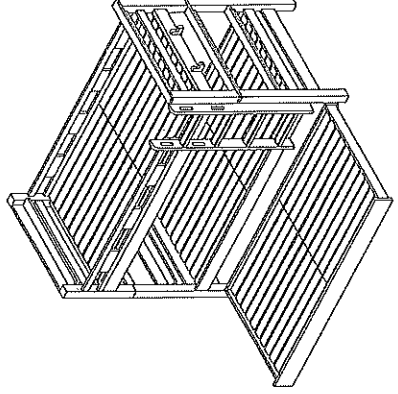
2	M6*25mm=8
3	M8*40mm=2
6	φ10*40=2
7	φ10*100=4
8	D=5






Step4



3	M8*40mm=6
8	D=5

組立説明書 XMxW-020-1

NO.	Parts	Q'TY	NO.	Parts	Q'TY
N	下段ヘッド 	2	R	サイドフレーム 	1
P	サイドフレーム 	1	S	スノコ 	2
Q	脚受け棧 	3	Step6 2段調整 		
NO.	Hardware List	Q'TY			
1	 M6*18mm	8			
3	 M6*40mm	12			
8	 D=5	1			
9		3			
10		3			
11		1			
Step5 					
Completed 					

1	 M6*18mm=8
3	 M6*40mm=12
9	 X3 10
11	 X1
8	 D=5